





ALCAN PRODUCTS

# STANDARD COLORS


SMP (Prepainted Steel)



BRIGHT WHITE



POLAR WHITE



APPLIANCE WHITE



CAMBRIDGE WHITE



WHITE-WHITE



BONE WHITE



SURF WHITE



CASHMERE



ANTIQUÉ LINEN



WICKER



TAN



BRIARWOOD TAN



GOLD



PEBBLESTONE



STONE GREY



REGENT GREY



CHARCOAL




IRON ORE




BLACK



DARK BROWN



COFFEE BROWN



METRO BROWN



MIST GREEN



SAGE GREEN



TURQUOISE



PACIFIC TURQUOISE



DEEP WATER GREEN



FOREST GREEN



SPRUCE GREEN



MELCHERS GREEN



DARK GREEN



BRIGHT RED



TILE RED



DARK RED



BURGUNDY



SAPPHIRE BLUE



ROYAL BLUE



SLATE BLUE



HERON BLUE



LABRADOR BLUE

Color variations can arise between distinct production batches of paint and printed materials. Additionally, the weathering of boards over time can result in discrepancies when incorporating panels at a later stage.

**IMPORTANT TO NOTE:** The colors represented on the screen are approximations and may deviate from the actual product. Samples are available upon request.